


















March 3, 2020 Propositions

Proposition 1 R					
YES (REP)		32,707	25,022	57,729	91.78%
NO (REP)		2,799	2,372	5,171	8.22%
Proposition 2 R					
YES (REP)		31,811	24,161	55,972	88.92%
NO (REP)		3,731	3,241	6,972	11.08%
Proposition 3 R					
YES (REP)		33,809	25,696	59,505	95.57%
NO (REP)		1,437	1,324	2,761	4.43%
Proposition 4 R					
YES (REP)		33,887	25,828	59,715	95.41%
NO (REP)		1,465	1,410	2,875	4.59%
Proposition 5 R					
YES (REP)		32,408	25,046	57,454	92.21%
NO (REP)		2,769	2,083	4,852	7.79%
Proposition 6 R					
YES (REP)		33,574	25,817	59,391	95.20%
NO (REP)		1,635	1,362	2,997	4.80%
Proposition 7 R					
YES (REP)		34,819	26,912	61,731	98.37%
NO (REP)		633	390	1,023	1.63%
Proposition 8 R					
YES (REP)		34,978	26,972	61,950	98.70%
NO (REP)		498	316	814	1.30%
Proposition 9 R					
YES (REP)		34,106	26,159	60,265	96.26%
NO (REP)		1,259	1,081	2,340	3.74%
Proposition 10 R					
YES (REP)		32,965	25,328	58,293	93.78%
NO (REP)		2,207	1,659	3,866	6.22%