





























Candidate	Graph	Early	Election	Total	Percent
United States Senator R					
Virgil Bierschwale (REP)		269	333	602	0.99%
John Anthony Castro (REP)		710	958	1,668	2.76%
Mark Yancey (REP)		1,836	2,359	4,195	6.93%
John Cornyn (REP)		25,520	17,288	42,808	70.73%
Dwayne Stovall (REP)		6,255	4,994	11,249	18.59%
United States Representative, District 8 R					
Kevin Brady (REP)		28,269	21,025	49,294	78.78%
Kirk Osborn (REP)		6,596	5,135	11,731	18.75%
Melissa Esparza-Mathis (REP)		707	838	1,545	2.47%
Railroad Commissioner R					
James "Jim" Wright (REP)		14,189	12,571	26,760	47.67%
Ryan Sitton (REP)		17,846	11,531	29,377	52.33%
Chief Justice, 9th Court of Appeals District R					
Chuck "Charles B" Meyer (REP)		3,933	4,031	7,964	14.38%
Jay Wright (REP)		7,308	5,374	12,682	22.90%
Scott Golemon (REP)		12,703	7,903	20,606	37.21%
Jarrood Lee Walker (REP)		2,995	2,865	5,860	10.58%
Colleen Cordts Rice (REP)		4,842	3,428	8,270	14.93%
District Judge, 457th Judicial District R					
Eric Yollick (REP)		12,767	8,895	21,662	37.53%
Robert "Bobby" Kasprzak (REP)		4,576	3,782	8,358	14.48%
Vince Santini (REP)		9,037	5,431	14,468	25.07%
Bruce Coulson Tough (REP)		4,450	3,665	8,115	14.06%
Chris Buck (REP)		2,411	2,698	5,109	8.85%
Constable, Precinct No. 2 R					
Clyde Vogel (REP)		918	864	1,782	24.79%
Daniel Pena (REP)		1,055	753	1,808	25.15%
David Eason (REP)		383	370	753	10.48%
Gene DeForest (REP)		1,613	1,232	2,845	39.58%
County Chair R					
Jon Bouch? (REP)		14,657	10,653	25,310	47.13%
Bryan Christ (REP)		16,257	12,130	28,387	52.87%
Precinct Chair, Precinct No. 12 R					
James Metts JR (REP)		82	115	197	69.86%
Karen Zeller (REP)		26	59	85	30.14%
Precinct Chair, Precinct No. 13 R					
Brian Crumby (REP)		324	329	653	50.94%
Kim B. Gordon (REP)		431	198	629	49.06%
Precinct Chair, Precinct No. 14 R					
Amber Shippam (REP)		135	133	268	52.45%
Jennifer Hoppas Hyde (REP)		117	126	243	47.55%

Candidate	Graph	Early	Election	Total	Percent
Precinct Chair, Precinct No. 15 R					
John Sellars (REP)		149	139	288	29.60%
Al Letting (REP)		171	157	328	33.71%
Gary D. Reynolds (REP)		165	192	357	36.69%
Precinct Chair, Precinct No. 16 R					
Wally West (REP)		75	59	134	20.65%
Greg Long (REP)		278	237	515	79.35%
Precinct Chair, Precinct No. 18 R					
Becky L. Vance (REP)		378	204	582	70.37%
Jon Andy O'Der (REP)		148	97	245	29.63%
Precinct Chair, Precinct No. 21 R					
Joshua B. Treadway (REP)		144	111	255	45.29%
Alan Moore (REP)		178	85	263	46.71%
John Nicks (REP)		19	26	45	7.99%
Precinct Chair, Precinct No. 22 R					
Sylvia Olszowy (REP)		229	76	305	33.12%
Robin Walsh Dupuy (REP)		422	194	616	66.88%
Precinct Chair, Precinct No. 27 R					
Kelly Inman (REP)		279	205	484	75.98%
Terrence Boggs (REP)		91	62	153	24.02%
Precinct Chair, Precinct No. 28 R					
Daniel Ure (REP)		93	135	228	41.23%
Ken Walling (REP)		150	175	325	58.77%
Precinct Chair, Precinct No. 30 R					
Sean Ricker (REP)		204	117	321	61.49%
Anna Greathouse (REP)		142	59	201	38.51%
Precinct Chair, Precinct No. 31 R					
Betty Anderson (REP)		316	185	501	57.59%
Ritzy Fletcher (REP)		228	141	369	42.41%
Precinct Chair, Precinct No. 31 R					
Betty Anderson (REP)		316	185	501	57.59%
Ritzy Fletcher (REP)		228	141	369	42.41%
Precinct Chair, Precinct No. 35 R					
John Nickell (REP)		268	163	431	64.14%
Gregory Kirby (REP)		136	105	241	35.86%
Precinct Chair, Precinct No. 38 R					
Charlie Parada (REP)		304	140	444	39.19%
Mark Taylor (REP)		434	255	689	60.81%
Precinct Chair, Precinct No. 40 R					
Kim Earthman (REP)		400	231	631	56.49%
Henry Daniels (REP)		319	167	486	43.51%

Candidate	Graph	Early	Election	Total	Percent
Precinct Chair, Precinct No. 41 R					
Jerry L. Guion (REP)		408	192	600	87.98%
Andy de la Flor (REP)		32	50	82	12.02%
Precinct Chair, Precinct No. 42 R					
Jamie Nash (REP)		18	23	41	30.37%
Bill Philibert (REP)		10	18	28	20.74%
Alan Mallard (REP)		27	39	66	48.89%
Precinct Chair, Precinct No. 43 R					
Marlen Tejada (REP)		202	139	341	31.72%
Doris Fike (REP)		396	338	734	68.28%
Precinct Chair, Precinct No. 45 R					
Kat Rummell (REP)		105	178	283	63.45%
Hannah Marie Williams (REP)		112	51	163	36.55%
Precinct Chair, Precinct No. 52 R					
Wayne Pearson (REP)		204	140	344	76.61%
Natasha Michael (REP)		75	30	105	23.39%
Precinct Chair, Precinct No. 56 R					
Keith Lincoln (REP)		92	167	259	59.95%
Jim Doyle (REP)		108	65	173	40.05%
Precinct Chair, Precinct No. 60 R					
David C. Gindrup (REP)		65	54	119	62.96%
Andy Nedrow (REP)		41	29	70	37.04%
Precinct Chair, Precinct No. 65 R					
Johnnie A. Bryant (REP)		360	288	648	67.29%
Joshua Bennink (REP)		168	147	315	32.71%
Precinct Chair, Precinct No. 66 R					
Kevin M. Leone (REP)		153	141	294	44.55%
Adrian K. Kaiser (REP)		172	194	366	55.45%
Precinct Chair, Precinct No. 69 R					
John H. Wertz (REP)		195	141	336	63.52%
Pat Truesdale (REP)		117	76	193	36.48%
Precinct Chair, Precinct No. 74 R					
Kenny Martin (REP)		98	74	172	41.55%
Ginger Russell (REP)		122	120	242	58.45%
Precinct Chair, Precinct No. 76 R					
Dennis Tibbs (REP)		326	234	560	69.05%
Heather Silvio (REP)		132	119	251	30.95%
Precinct Chair, Precinct No. 77 R					
Robert W. Coats (REP)		331	276	607	56.89%
Sarah McClure (REP)		251	209	460	43.11%

Candidate	Graph	Early	Election	Total	Percent
Precinct Chair, Precinct No. 81 R					
Curtis John Locklear (REP)		216	106	322	53.67%
Sandra Grossman (REP)		189	89	278	46.33%
Precinct Chair, Precinct No. 85 R					
Rachel Bingham (REP)		300	229	529	75.46%
Diane Hivnor (REP)		106	66	172	24.54%
Precinct Chair, Precinct No. 86 R					
Glenn Speight (REP)		119	82	201	52.48%
Jennie Stephenson (REP)		107	75	182	47.52%
Precinct Chair, Precinct No. 87 R					
Joni L. Schultz (REP)		120	142	262	65.01%
Mary Jobe (REP)		52	89	141	34.99%
Precinct Chair, Precinct No. 90 R					
Russ Shoup (REP)		202	242	444	43.96%
John Webb (REP)		247	319	566	56.04%
Precinct Chair, Precinct No. 91 R					
Marcus Wooldridge (REP)		123	58	181	49.86%
David E. Wiggins (REP)		116	66	182	50.14%